

THEME

Math Concepts:

Identifying Numbers
Lines and Pathways
Counting | One-One Correspondence

ACTIVITIES:

APP or PRINT

Fancy Numbers | Lines and Pathways

PRINT


Fancy Numbers | Counting

MUSICAL Activity

“I Can Make a Straight Line”

VIDEO: Family Physical Activity

“Wild Vines”



Musical Activity



Song | Download: *I Can Make a Straight Line*

CD Title: *Math, Music and Motion*


Lyrics

Focus on different properties of lines and pathways whether traced on paper, drawn on the ground with chalk, molded out of clay or wiki-stick, taped on the floor, laid on the floor using a lace/yarn/short rope, or drawn on a white board. Follow the curves and angles using your body in motion, or interpret the way the lines are shaped using movement. Paint imaginary lines in the air using a scarf. Work independently or as a group.

I can make a STRAIGHT LINE,
straight line, straight line.
Shooting like an arrow, end to end.
I can make a straight line,
straight line, straight line.
I can make a straight line pencil thin.
I can make a straight line pencil thin.

I can make a CIRCLE, circle, circle.
Over and around until ends meet.
I can make a circle, circle, circle.
Round like a plate used when I eat.
Round like a plate used when I eat.

I can make a ZIG ZAG, zig zag, zig zag.
Straight lines with pointy bends and turns.
I can make a zig zag, zig zag, zig zag.
Looks like lightning that strikes and burns.
Looks like lightning that strikes and burns.



I can make a BIG CURVE, big curve, big curve.
Arching like a rainbow in the sky.
I can make a big curve, big curve, big curve.
Bent like bananas hanging high.
Bent like bananas hanging high.

I can make it WAVY, wavy, wavy.
Waves go up and down and up and down.
I can make it wavy, wavy, wavy.
Like a snake that slithers on the ground.
Like a snake that slithers on the ground.

I can make a WIDE SPLAT, wide splat, wide splat.
Like a rainy puddle in the street.
I can make a wide splat, wide splat, wide splat.
Like the silly Play Doh that I beat.

APP or PRINT

ACTIVITY: Fancy Numbers | Lines and Pathways

<Refer to Page 4-10>

Preschool Developmental Domains

COG3: Number Sense of Quantity


COG1: Spatial Relationships

LLD10: Emergent Writing

This activity can be completed directly on the APP (jpg) or PRINTED (PDF) on paper.


Ask children to identify each number and then use their finger or stylus to decorate inside the lines of each number (1-10) using different colors of lines and pathways.

Help your child look for and identify lines and pathways in the environment, such as on tiles, window trims, garden trimmings, wall paper, kitchenware, etc.



Lines and Pathways:

- Straight
- Curved
- Zig zagged
- Wavy
- Horizontal
- Diagonal
- Vertical
- Squiggly



ACTIVITY: Fancy Numbers | Counting

<Refer to Page 4-10>

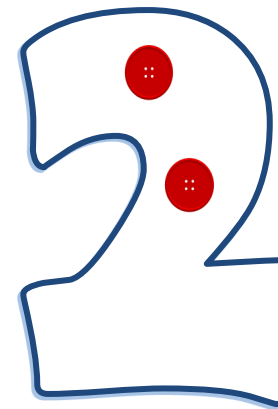
Preschool Developmental Domains

COG3: Number Sense of Quantity

COG1: Spatial Relationships

PD-HLTH 4: Fine Motor Manipulative Skills

Pages 4-10 have large outlines of the numbers 1-10. Provide your child with a variety of small, lightweight objects that will fit inside of the printed numbers.

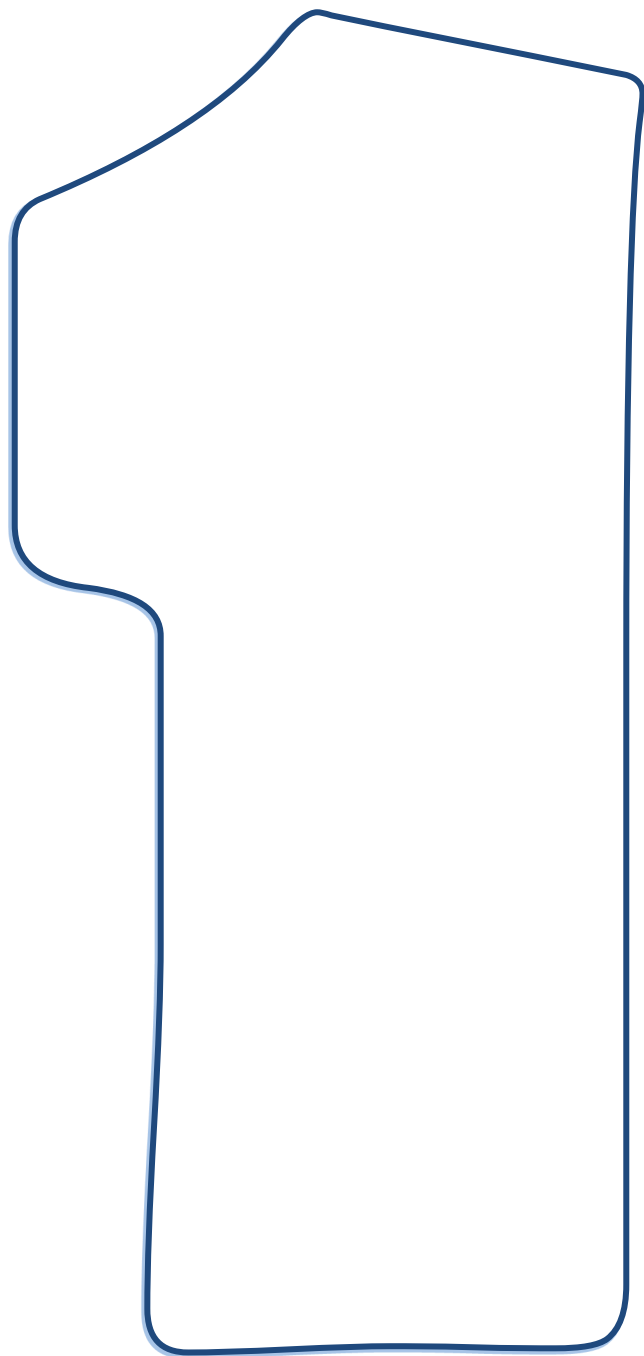




Suggested items:


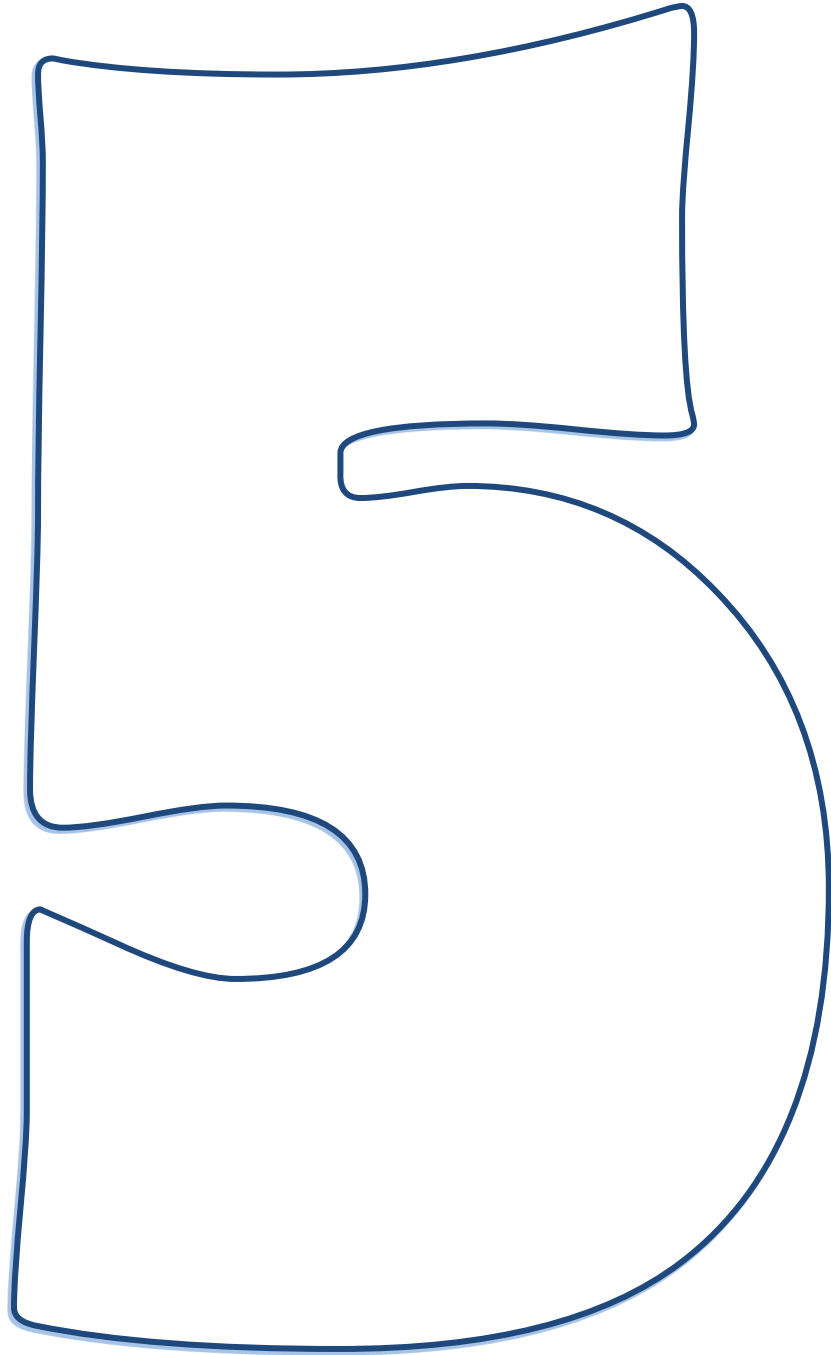
- Buttons
- Pompoms
- Small artificial flowers
- Cut-outs
- Stickers
- Foam shapes
- Dry macaroni
- Wiggly eyes

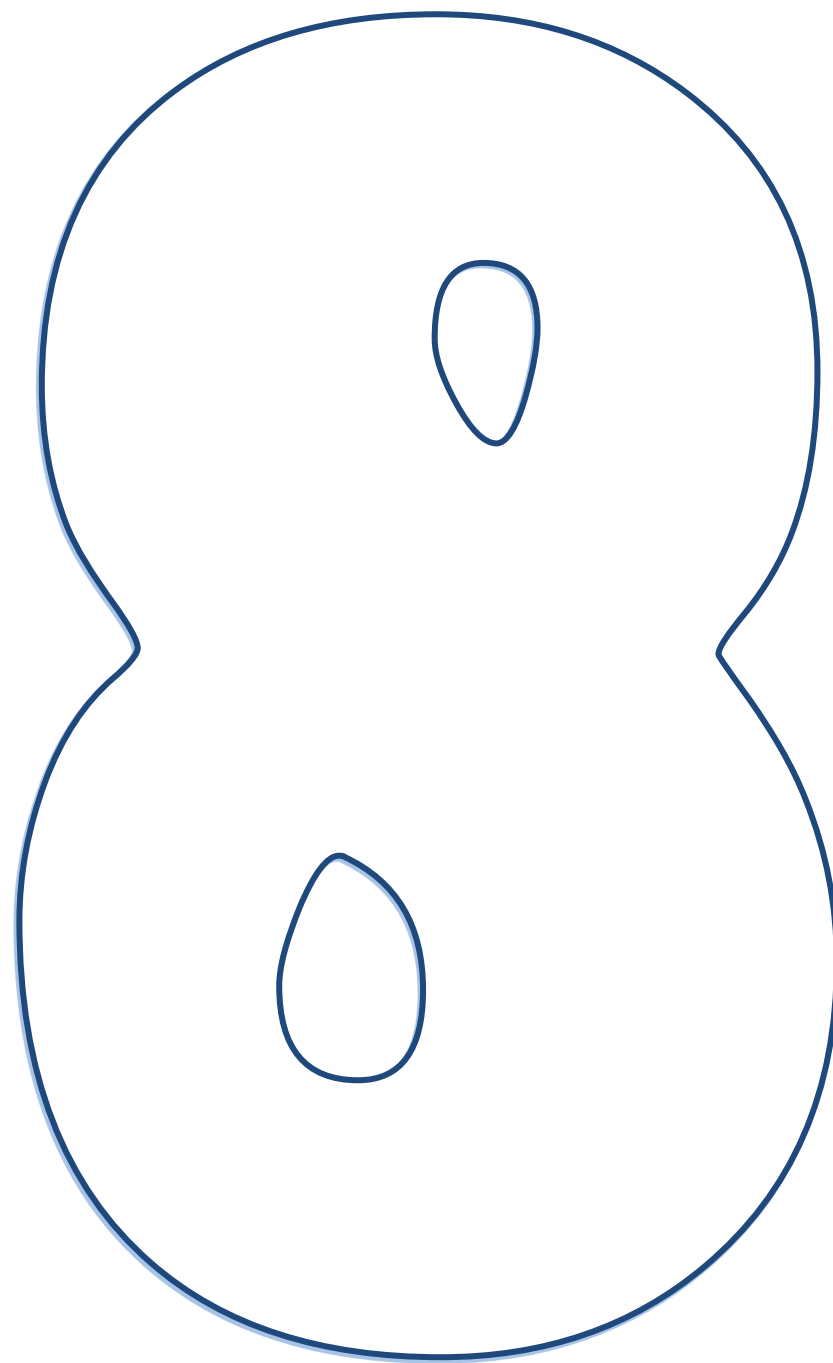
Additional Supplies: Liquid or stick glue


1. Ask your child to say the name of each number and then glue the same number of objects on the paper, inside the lines of the printed number.
2. Wait for glue to dry, and then cut-out each number. Hang artwork by securing it with paper clips, clothespins, or tape - in order - on a hanging rope, wall, or other surface. Refer to your child's artwork as a reference when counting.
3. Go through newspapers and old magazines looking for matching numbers. Cut or tear the numbers out, sort them, and glue them together on one section or sheet of paper. Keep going until you have an entire section or page filled with the number 3, for instance.
3. Reprint and re-use the numbers on these pages to make double digit numbers as your child progresses.

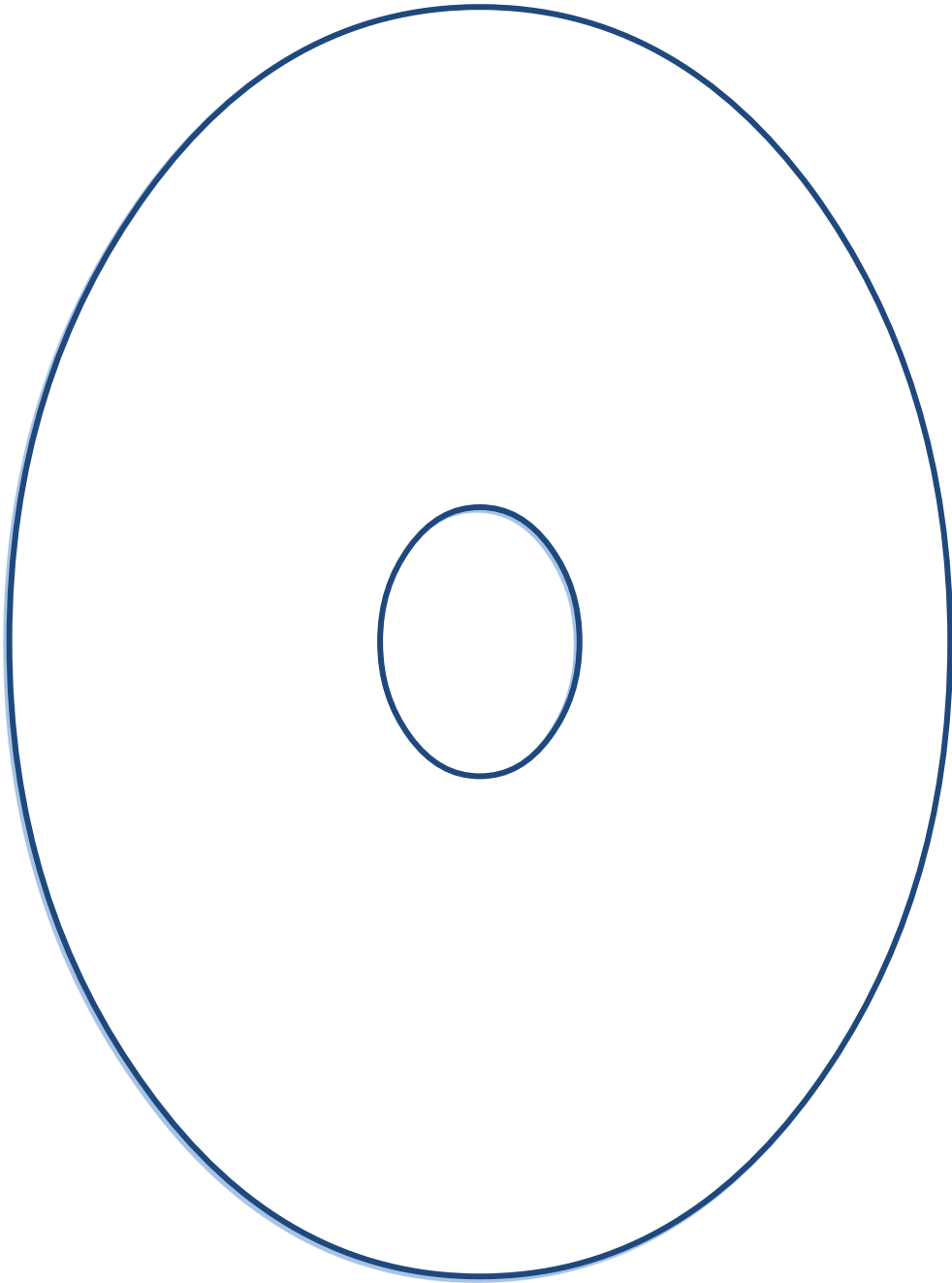
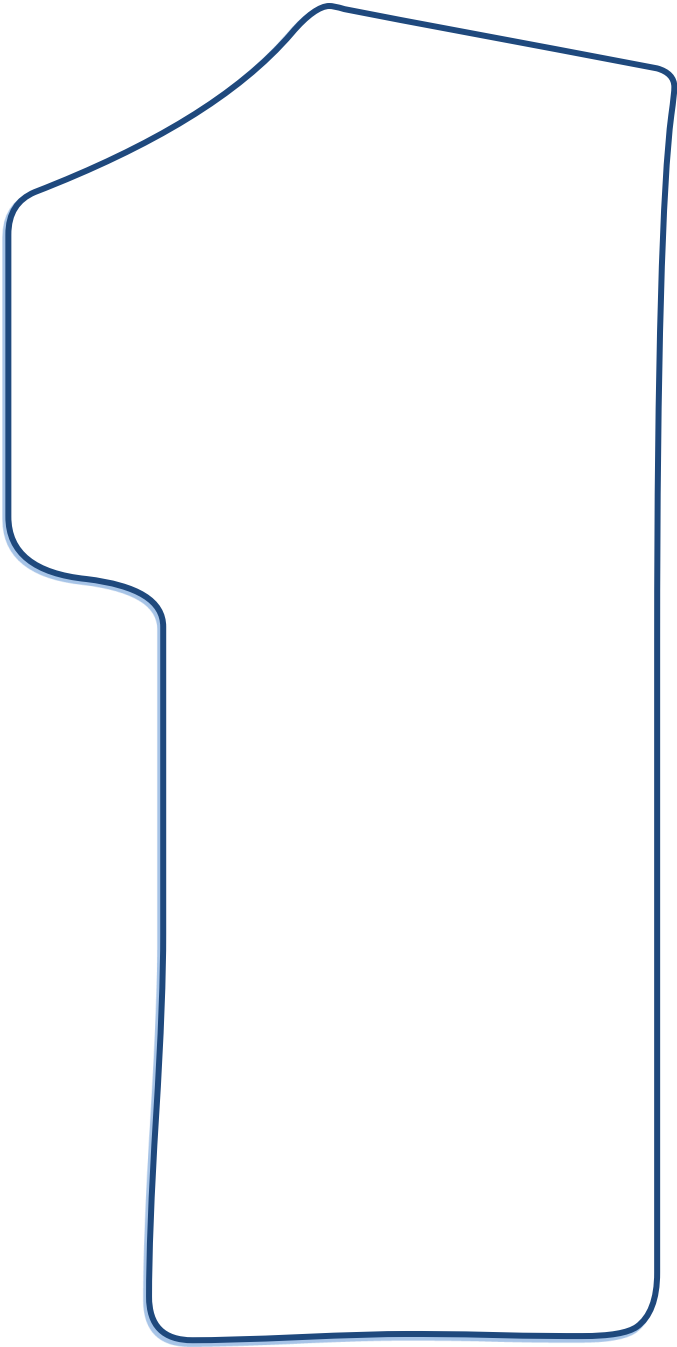















VIDEO: Family Physical Activity



Song | Download: *Wild Vines*

CD Title: *Smart & Tasty 1*

Preschool Developmental Domains:

PD-HLTH 1 Perceptual-Motor Skills and Movement Concepts

PD-HLTH 2 Gross Locomotor Movement Skills

Suggested items:

3-4 feet of colorful yarn, shoe laces, or rope

Use the yarn, laces, or rope to make pathways on the ground. Move with your child along the pathways in a variety of ways.


Movement Guide:

- Like a giant to the other side of a gym
- High on tip-toes (with hands in the air)
- On heels with toes up
- With toes out, waddling
- With toes in, like a pigeon
- Backwards
- Sideways
- Bent or squatting low
- Gross motor: walk, marching, hop, jump, etc.
- Counting together "5 steps forward, stop, turn, 5 steps back"
- Combine gross motor with other action
- With a age-appropriate home-made or store bought prop or shaker in hand

Benefits:

The learner will...

- demonstrate competency in a variety of movement forms
- demonstrate a variety of beginner locomotor and combination skills in a movement pattern
- demonstrate understanding of movement concepts in the performance of physical activities
- establish a beginning movement vocabulary.



VIDEO: Family Physical Activity



Song | Download: *Wild Vines*

CD Title: *Smart & Tasty 1*

Lyrics

Wild Vines
Help me step in time
Blackberry, melon vines
And pumpkin, all entwined
Laid out on the ground
Let's move them around
Movin' here and there
Movin' everywhere
Wild vines
Watch my moves
Outside or in the groove
 ...in the groove!
Wild vines
Growing high
Wild vines
Drooping low
Wild vines everywhere
everywhere we go
Wild vines growing fast
Wild vines growing slow
Wild vines crossin' over
Not tangled in the toes
Wild vines

In and out
Wild vines
All about
Come on everyone
Let's all give a shout
Yeah! Yeah!
Wild vines
Growing straight
Straight up that
Wooden gate
Looks like they're in a line
Tomatoes on the vine
Wild vines
Back they grow
Just came from there you know
Wild vines
Move with ease
Come on and play with these
Yeah! Here we grow!
Yeah!